

Luxemburg Police Department



2020 Annual Report



Table of Contents

	<u>Page</u>
Introduction and Submission	3
Mission Statement	3
Law Incident Information	
Table - Incidents by Number 2017-2020	4
List - Incidents by Type 2020	4
Chart - Total Incidents by Hour of Occurrence 2020	6
Chart - Total Incidents by Day of Week 2017-2020	6
Crash Investigations	
Crash Mapping 2020	7
Citation and Warnings	
Chart - Total Citations 2017 – 2020	8
Chart - Traffic Citations 2020	8
Chart - Local Ordinance Citations 2020	9
Chart – Warnings 2017-2020	9
Incident Based Crime Reporting	
Crime Counts (Specific numbers for specific categories of crimes/arrests)	
Group A Crime Counts by Incident Arrest Date 2020	10
Group B Arrests by Arrest Date 2020	11
Crime History (Total number of offenses plotted by month and year)	
Total Offenses 2020 and 2017-2020	13-14
Offense Comparison (Total number of offenses by year)	
Group A Offense Comparison 2017-2020	15
Arrest Comparison (Total number of arrests by year)	
Group A Arrest Comparison 2017-2020	17
Group B Arrest Comparison 2017-2020	19
Clearance Comparison (Total percentage of cleared offenses by year)	
Group A Clearance Comparison 2017-2020	20
Offenses by Agency Tables (County-wide Agency Comparison)	
Tables of Group A Offenses (4) 2017-2020	22

September 9, 2021

To the Honorable members of the Luxemburg Village Board,

I hereby submit this Annual Report for the year for 2020 to you for your inspection and review. This report has been generated with data captured from the Spillman records management system, as well as crime data submitted to the Wisconsin Department of Justice and Federal Bureau of Investigation.

While this summary report does not give a complete accounting on every action, activity and function of the department, it does give a snapshot into the areas that are often topics of question, such as incident volume and type, as well as citations and warnings issued.

I have expanded on supplying the Board crime statistics from the Wisconsin Department of Justice, which shares data with the Federal Bureau of Investigation. With smaller municipalities and agencies, please look at the overall numbers in general more than any percentages listed; as an increase of one crime from zero the year before will show a 100% increase (or decrease if it is one less). As you review the crime reports, Group A Crimes also rate more serious than Group B Crimes.

Please accept this report on my behalf and feel free to contact me if you have questions.

Respectfully Submitted,

Chris A. Gulbrand

Chief of Police

Mission Statement

The Luxemburg Police Department will protect, support, and serve those who visit, live, and work in our Village through effective and caring policing.

2020 Law Incidents**

** A Law Incident is a call for service that generally requires some sort of officer response and documentation.

<u>Incidents by Number</u>	<u>2020</u>	<u>2019</u>	<u>2018</u>	<u>2017</u>
Total Number of Law Incidents in Village	956 (-5%)	1005 (+4%)	964 (+19%)	810
Response by Luxemburg PD	588	518	450	431
Response by Kewaunee SO	366	487	514	377
Response by Wisconsin State Patrol	2			

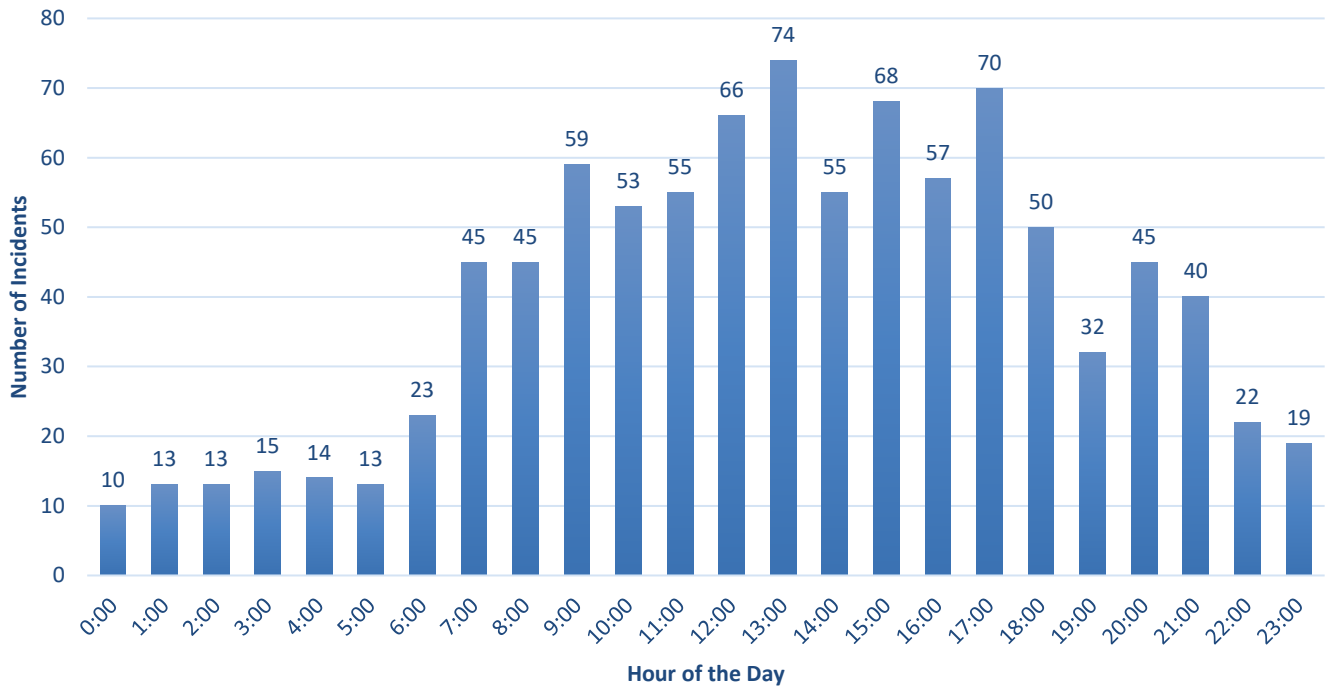
Since the year 2017, reported incidents occurring within the Village have increased from 810 to 964 (2018) to 1005 (2019), then dropped to 956 (2020). In 2020, incidents most likely dropped due to COVID 19 lockdowns and associated procedures. In 2020, village officers took care of 61% of all reported incidents.

Total Incidents by Type

<u>Classification</u>	<u>Frequency</u>	<u>Classification</u>	<u>Frequency</u>
911 Hang-ups	139	Coroner	14
Abandoned Vehicle	0	Court Order	8
Alarms	40	Death Investigation	1
Alcohol Offense	2	Disabled Vehicle	5
Animal Problem	39	Disorderly Conduct	12
Arson	1	DNR Violation	1
Assault	1	Dog License	2
Bail Jumping	2	Domestic Disturbance	2
Burglary	3	Drug Investigation	13
Car Deer Crash	1	Emergency Detention	4
Child Abuse	1	Escort	9
Citizen Assist	33	Extra Patrol	18
Citizen Complaint	0	Fire	10
Citizen Dispute	4	Fireworks	3
Communications Problems	3	Forgery	1
Consent Search	3	Fraud	20
Controlled Burn	3	Gas Drive Off	43

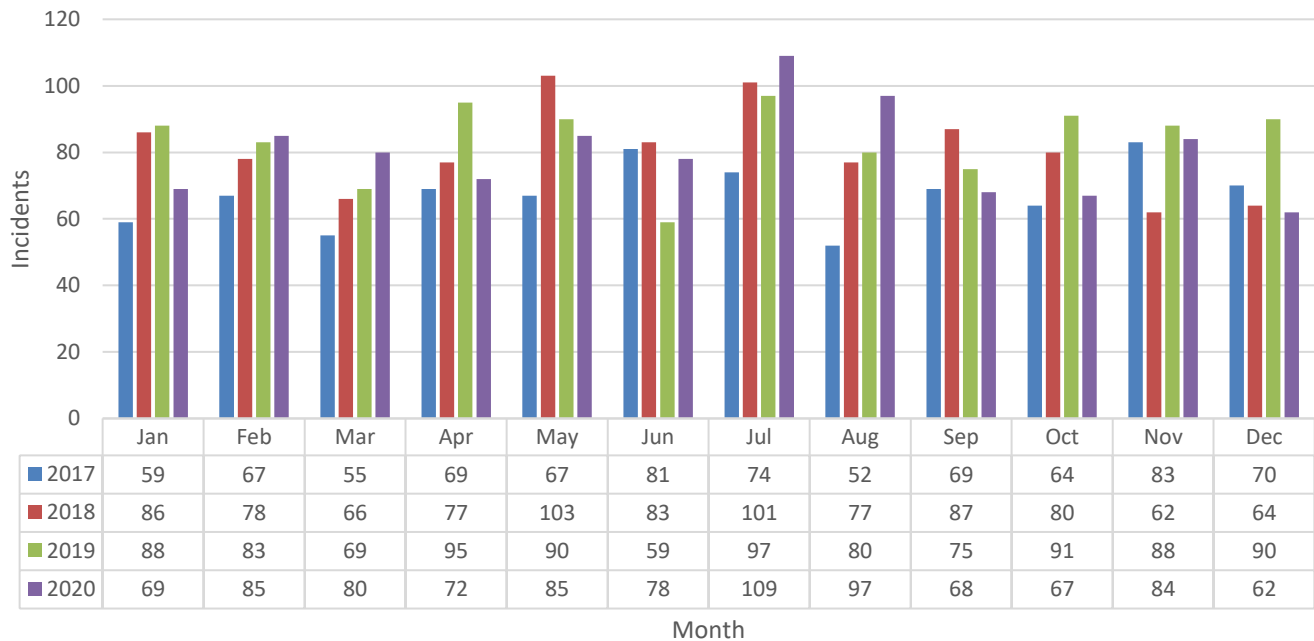
Harassment	9	Recovered Property	4
Hazmat	0	Rescue Call	127
Hit & Run	0	Robbery	0
Illegal Burning	3	Runaway Juvenile	1
Information	24	Salvage Inspection	2
Intoxication	1	School Incident	2
Juvenile Problem	22	Search Warrant	0
Keep the Peace	12	Sex Offender	0
Littering	2	Sex Offense	5
Local Ordinance	1	Squad Damage	0
Lost Property	3	Stolen Property	2
Lockout	1	Suspicious	41
Lost Property	3	Tavern check	1
Lost/Found Animal	9	Theft	27
Missing Person	2	Threatening	2
Mutual Aid	9	Tobacco Problem	5
No Damage Accident	0	Traffic Hazard	9
Noise Complaint	6	Traffic Offense	33
Officer Injury	1	Transport	2
OWI	6	Trespassing	1
Parking Problem	17	Truancy	5
Property Damage Accident	23	Unsecure Premises	7
Probation Pick up	2	Utility Problem	2
Probation Violation	1	Warrant Pick up	6
Property Check	3	Weapon Offense	3
Property Damage	5	Welfare Check	31
Public Health	3	Worthless Check	6
Public Nuisance	26		

2020 Total Incidents by Hour of Occurrence in Village

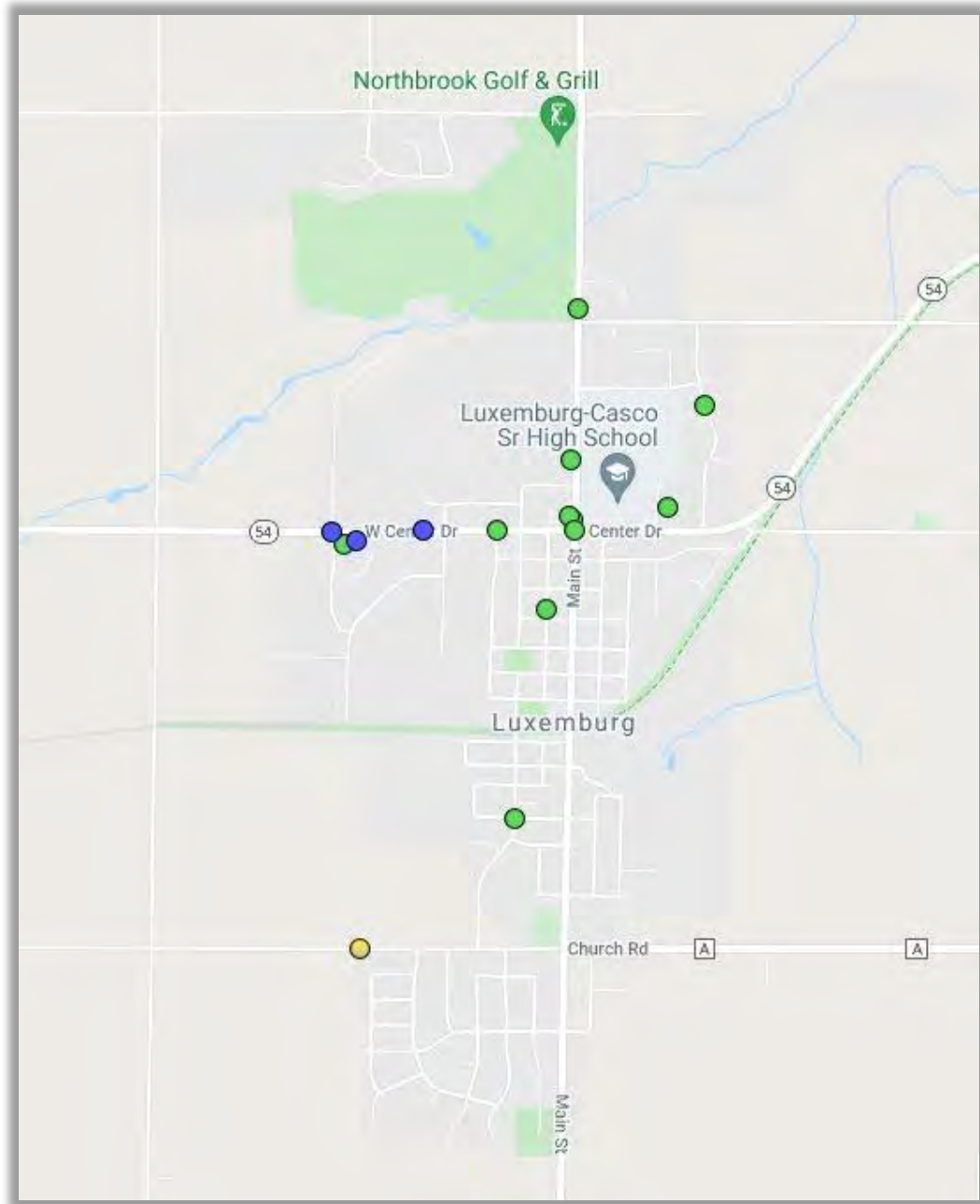


Ninety percent (90%) of all Village incidents took place between 7AM and Midnight, and of those eighty-one (81%) of all incidents take place between 7AM and 7PM.

Total Incidents by Month in Village 2017-2020

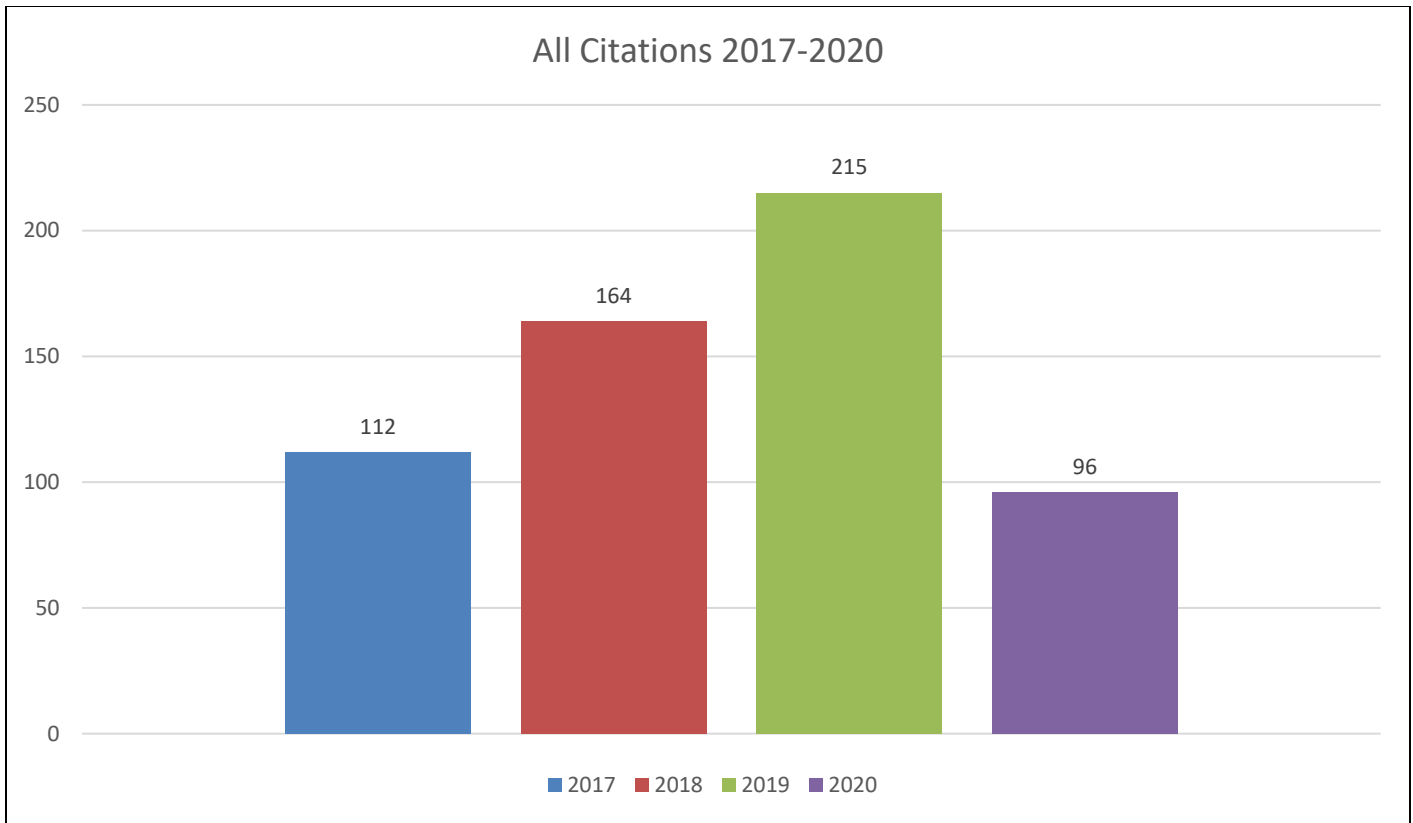


Historically, July is usually the busiest month for incidents with an average of 95 incidents and March is the slowest with an average of 68 incidents, within the above time span.

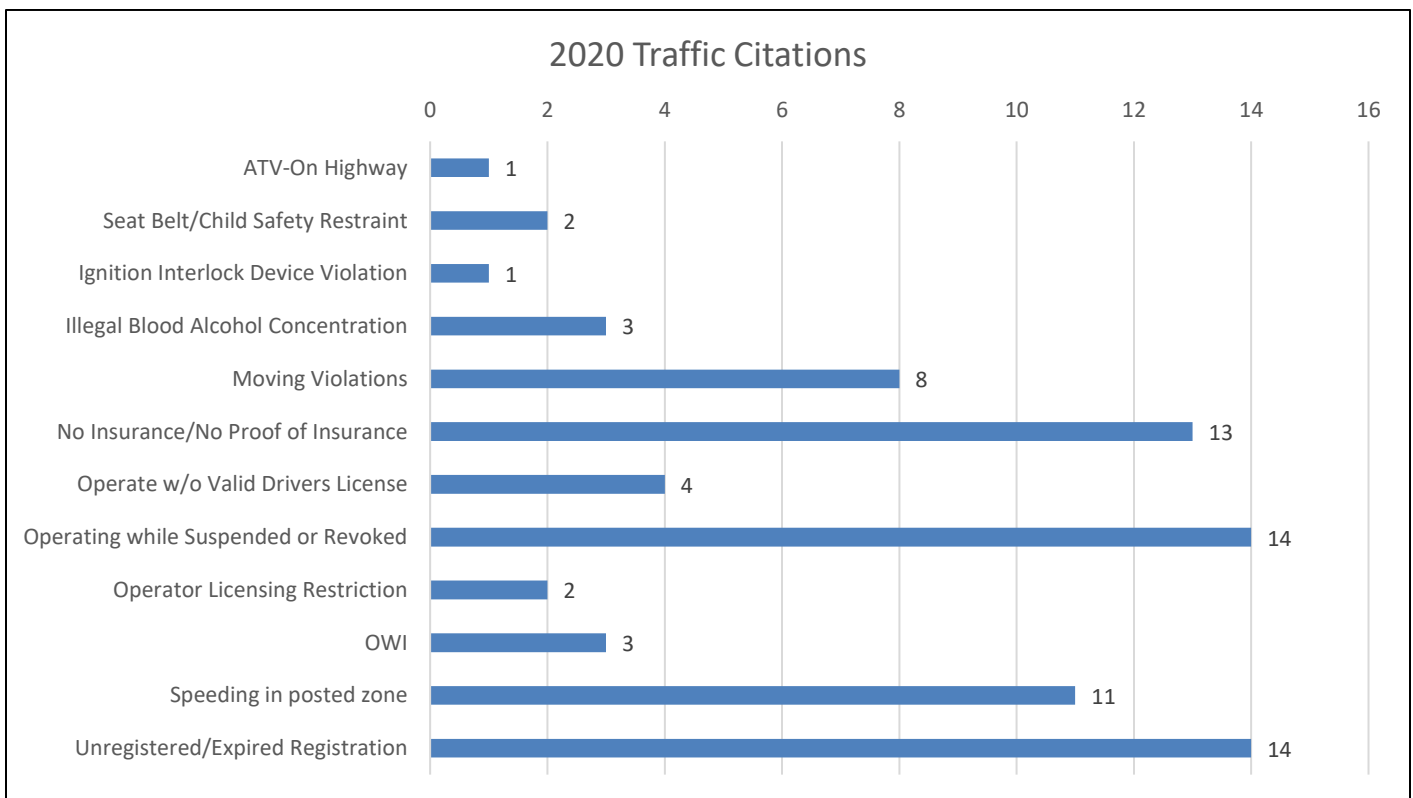


Wisconsin DOT Crash Mapping Table 2020

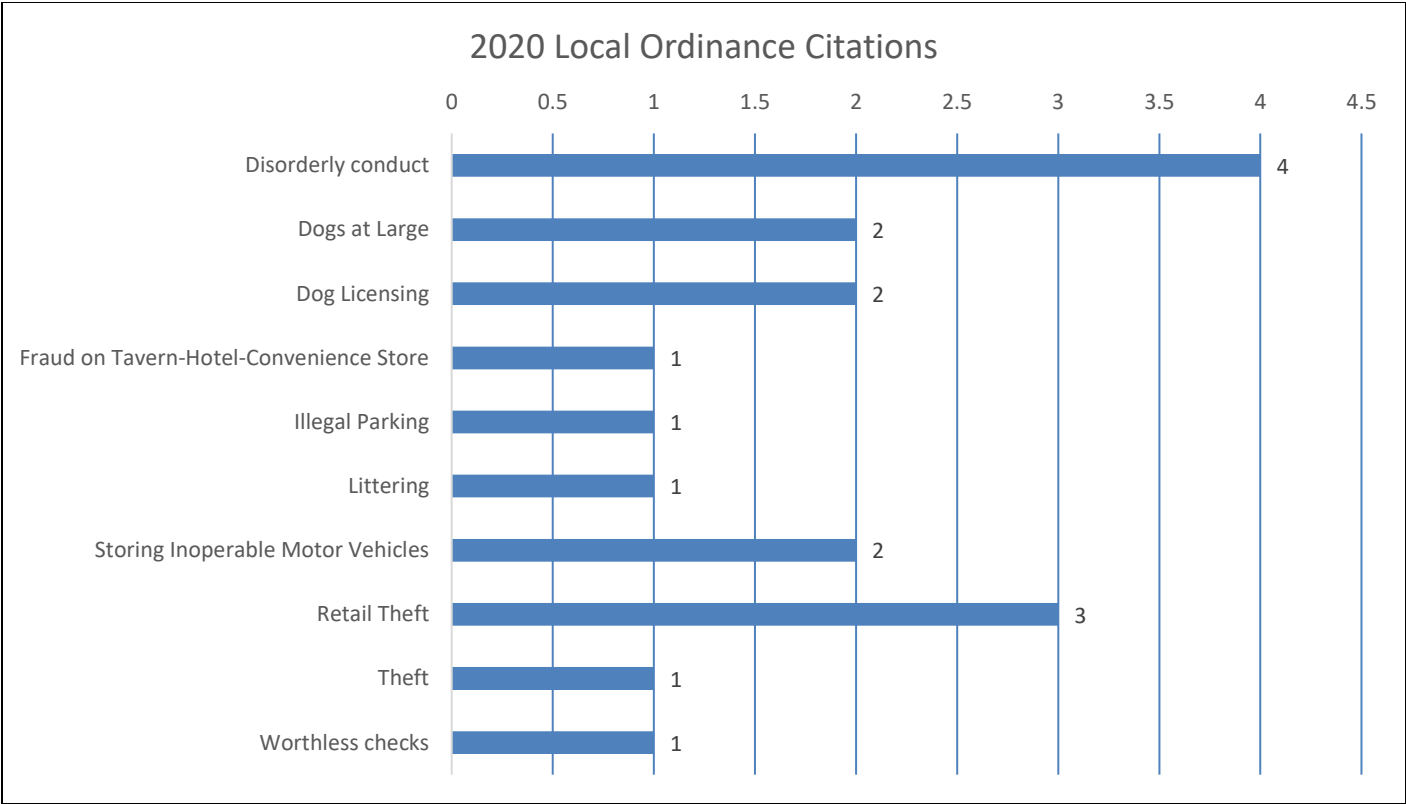
There were 23 crash incidents reported within the Village. Of this number, there were 13 investigated by the Luxemburg Police Department. A total of 15 of these 23 incidents were reportable to the State, as they were either over \$1000 in damage or involved injury/possible injury. There were no fatal crashes, but there were three personal injury crashes in 2020.



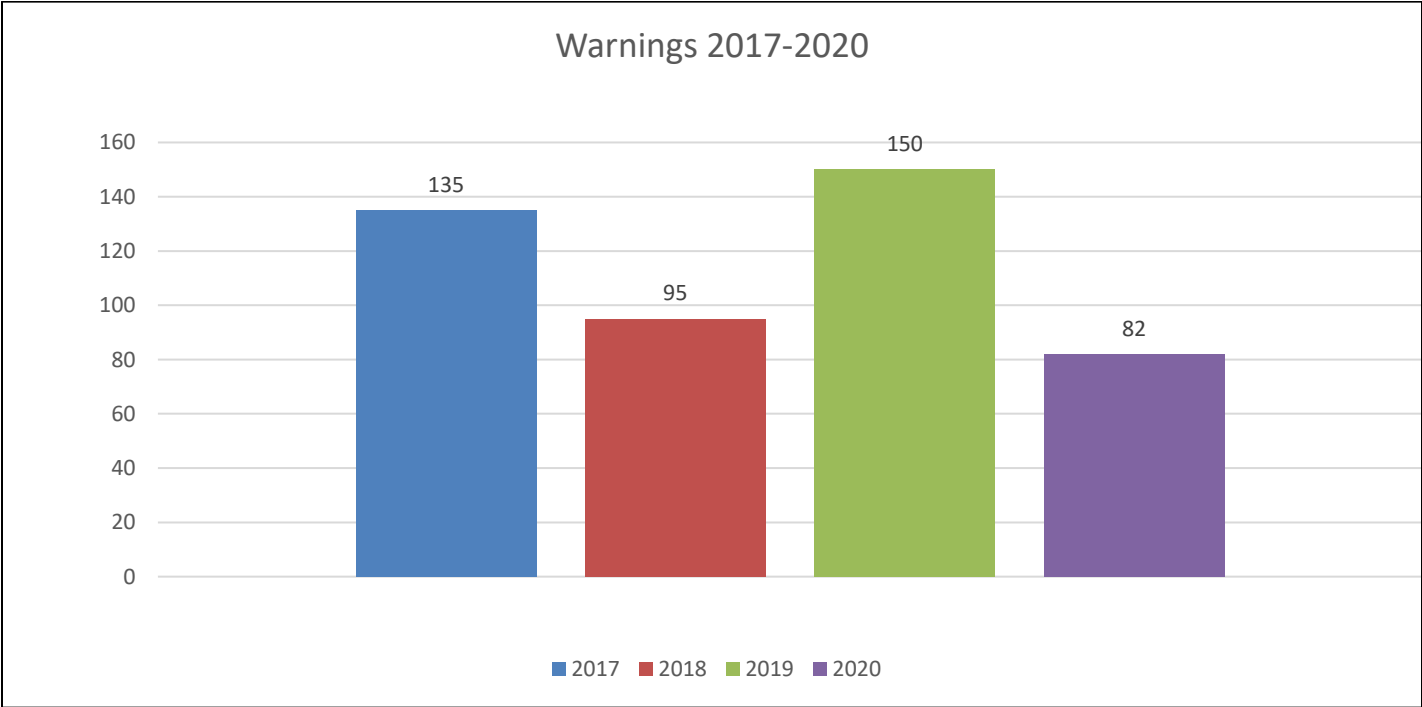
From 2017-2019, the number of total citations (traffic and local ordinance) that have been issued has increased by 92%. Due to COVID 19 protocols, the 2020 totals dropped significantly.



Many traffic citations are issued for speeding, vehicle insurance violations, and revocation or suspension of driver's license.



Local ordinance citations are not issued too often, but when they are, they are usually issued for disorderly conduct.



Traffic warnings are often issued to gain lawful compliance from motorists when the infraction does not rise to the level of the issuance of a citation or when equipment violations need to be repaired, such as headlamp or tail lamp issues. COVID 19 procedures and exposure risks minimized warnings in 2020.



Crime Counts - Luxemburg PD
January 2020 - December 2020

Group A Crime Counts by Incident/Arrest Date

January 2020 - December 2020

<u>Crime Category</u>	<u>Offenses</u>	<u>Victims</u>	<u>Clearances</u>	<u>Adult Arrests</u>	<u>Juvenile Arrests</u>	<u>Total Arrests</u>
Total Crime	26	28	5	4	0	4
Crimes Against Persons	1	1	0	0	0	0
Murder & Non-Negligent Manslaughter	0	0	0	0	0	0
Manslaughter by Negligence	0	0	0	0	0	0
Sex Offenses	0	0	0	0	0	0
• Rape	0	0	0	0	0	0
• Sodomy	0	0	0	0	0	0
• Sexual Assault w/Object	0	0	0	0	0	0
• Fondling	0	0	0	0	0	0
Sex Offenses - Nonforcible	0	0	0	0	0	0
• Incest	0	0	0	0	0	0
• Statutory Rape	0	0	0	0	0	0
Assault Offenses	1	1	0	0	0	0
• Aggravated Assault	0	0	0	0	0	0
• Simple Assault	1	1	0	0	0	0
• Intimidation	0	0	0	0	0	0
Kidnapping/Abduction	0	0	0	0	0	0
Human Trafficking	0	0	0	0	0	0
• Human Trafficking, Commercial Sex Acts	0	0	0	0	0	0
• Human Trafficking, Involuntary Servitude	0	0	0	0	0	0
Crimes Against Property	24	26	4	3	0	3
Robbery	0	0	0	0	0	0
Burglary	2	2	0	0	0	0
Theft/Larceny	17	17	4	3	0	3
• Theft - Pocket-Picking	0	0	0	0	0	0
• Theft - Purse Snatching	0	0	0	0	0	0
• Theft - Shoplifting	1	1	0	0	0	0
• Theft From Building	0	0	0	0	0	0
• Theft From Coin-Op. Machine	0	0	0	0	0	0
• Theft From Motor Vehicle	2	2	2	0	0	0



Crime Counts - Luxemburg PD
January 2020 - December 2020

• Theft of Motor Vehicle Parts	0	0	0	0	0	0
• Theft - All Other Larceny	14	14	2	3	0	3
Motor Vehicle Theft	0	0	0	0	0	0
Stolen Property Offenses	0	0	0	0	0	0
Arson	1	2	0	0	0	0
Counterfeiting/Forgery	0	0	0	0	0	0
Fraud Offenses	2	2	0	0	0	0
• Fraud - False Pretenses	0	0	0	0	0	0
• Fraud - Credit Card/ATM	2	2	0	0	0	0
• Fraud - Impersonation	0	0	0	0	0	0
• Fraud - Welfare	0	0	0	0	0	0
• Fraud - Wire	0	0	0	0	0	0
• Fraud - Identity Theft	0	0	0	0	0	0
• Fraud - Hacking/Computer Invasion	0	0	0	0	0	0
Embezzlement	0	0	0	0	0	0
Extortion/Blackmail	0	0	0	0	0	0
Bribery	0	0	0	0	0	0
Destruction/Vandalism	2	3	0	0	0	0
Crimes Against Society	1	1	1	1	0	1
Weapon Law Violations	0	0	0	0	0	0
Prostitution Offenses	0	0	0	0	0	0
• Prostitution	0	0	0	0	0	0
• Prostitution - Assisting	0	0	0	0	0	0
• Prostitution - Purchasing	0	0	0	0	0	0
Drug/Narcotic Offenses	1	1	1	1	0	1
• Drug/Narcotics Violations	0	0	0	0	0	0
• Drug Equipment Violations	1	1	1	1	0	1
Gambling Offenses	0	0	0	0	0	0
• Gambling - Betting	0	0	0	0	0	0
• Gambling - Operating	0	0	0	0	0	0
• Gambling - Equipment Violations	0	0	0	0	0	0
• Gambling - Sports Tampering	0	0	0	0	0	0
Pornography	0	0	0	0	0	0
Animal Cruelty	0	0	0	0	0	0



Group B Arrests by Arrest Date

January 2020 - December 2020

<u>Crime Category</u>	<u>Adult Arrests</u>	<u>Juvenile Arrests</u>	<u>Total Arrests</u>
Total Crime	15	0	15
Bad Checks	2	0	2
Curfew/Loitering/Vagrancy	0	0	0
Disorderly Conduct	1	0	1
Driving Under the Influence	3	0	3
Family Offenses, Nonviolent	0	0	0
Liquor Law Violation	0	0	0
Peeping Tom	0	0	0
Trespass of Real Property	0	0	0
All Other Offenses	9	0	9

Counting Rules

Counts on this page are based on the month of the incident or arrest, rather than the month the incident was submitted. If the incident date is unknown, the report date is used. Counts are subject to change as data are updated.

Offense counts are calculated based on the number of offenses for each victim (per incident) for Crimes Against Persons and the number of unique offense types (per incident) for Crimes Against Property and Crimes Against Society. For burglary and motor vehicle theft, offense counts are based on the number of premises entered and the number of vehicles stolen, respectively.

Victim counts are calculated based on the number of victims connected to each unique offense type in an incident. For Crimes Against Persons, the number of victims will be equal to the number of offenses. Victims will be counted more than once if they are connected to multiple offenses.

Arrest counts are calculated based on the number of arrestees listed on a Group A or Group B incident. Each arrestee is counted only once per incident.

Arrests are categorized based on the specific Group A or Group B arrest code submitted by the agency, rather than the incident offense code. Since agencies only submit the most serious arrest charge for each arrestee on an incident, arrest counts are not indicative of the number of charges.

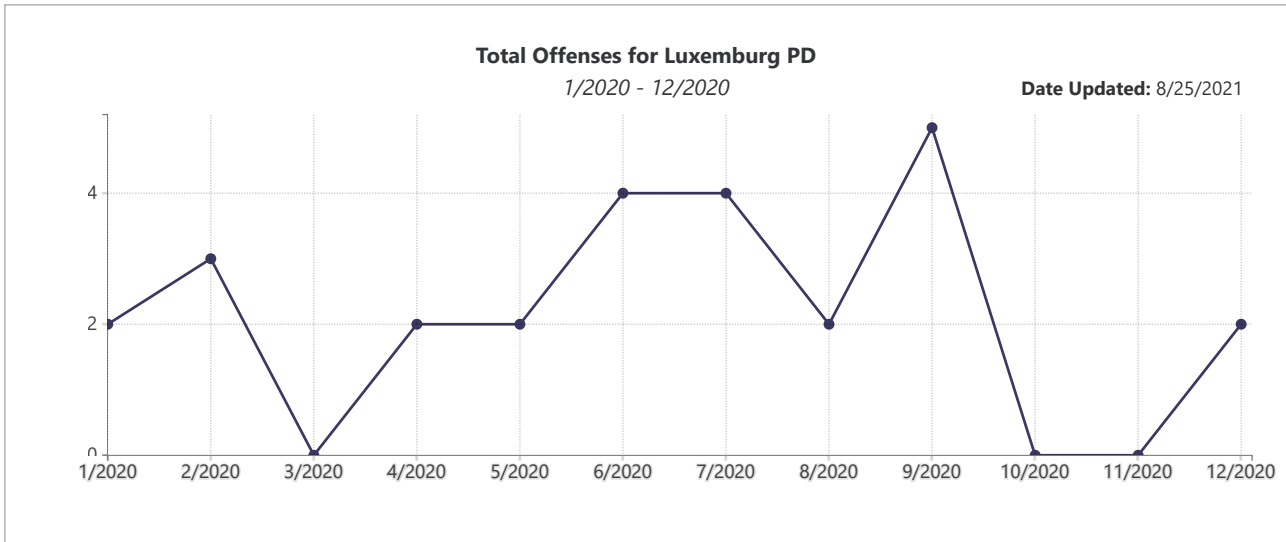
Incidents are cleared in one of two ways: by arrest or by exceptional means. Clearance counts are based on the number of offenses cleared in a given month regardless of when the offense occurred, and can therefore be greater than the number of offenses in a given month. In incident-based reporting, the first arrest on an incident, or an exceptional clearance, will clear all offenses associated with the incident.



Wisconsin Uniform Crime Reporting

Wisconsin Department of Justice - Bureau of Justice Information & Analysis

Crime History - Luxemburg PD, WI0310400



Total Offenses by Subcategory
1/2020 - 12/2020

Date Updated: 8/25/2021

Offense	2020											
	01	02	03	04	05	06	07	08	09	10	11	12
Total	2	3	0	2	2	4	4	2	5	0	0	2
► Crimes Against Persons	0	0	0	0	0	0	0	0	1	0	0	0
► Crimes Against Property	2	3	0	2	2	4	3	2	4	0	0	2
► Crimes Against Society	0	0	0	0	0	0	1	0	0	0	0	0

Counting Rules

Counts on this page are based on the month of the incident or arrest, rather than the month the incident was submitted. If the incident date is unknown, the report date is used. Counts are subject to change as data are updated.

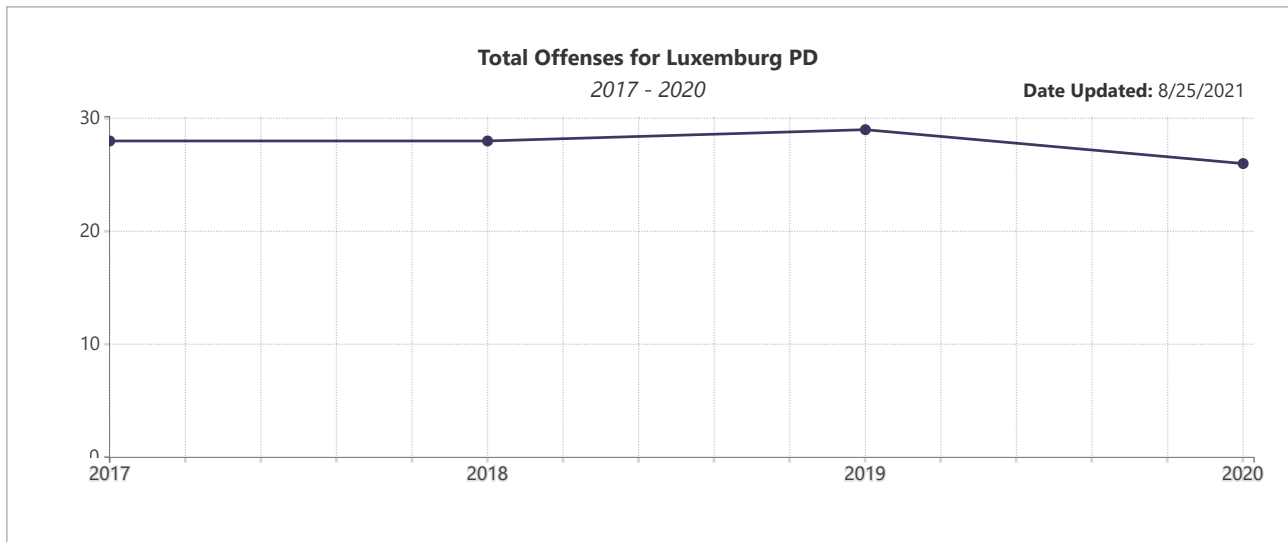
Offense counts are calculated based on the number of offenses for each victim (per incident) for Crimes Against Persons and the number of unique offense types (per incident) for Crimes Against Property and Crimes Against Society. For burglary and motor vehicle theft, offense counts are based on the number of premises entered and the number of vehicles stolen, respectively.



Wisconsin Uniform Crime Reporting

Wisconsin Department of Justice - Bureau of Justice Information & Analysis

Crime History - Luxemburg PD, WI0310400



Total Offenses by Subcategory
2017 - 2020
Date Updated: 8/25/2021

Offense	2017	2018	2019	2020
Total	28	28	29	26
► Crimes Against Persons	7	6	11	1
► Crimes Against Property	18	20	17	24
► Crimes Against Society	3	2	1	1

Counting Rules

Counts on this page are based on the month of the incident or arrest, rather than the month the incident was submitted. If the incident date is unknown, the report date is used. Counts are subject to change as data are updated.

Offense counts are calculated based on the number of offenses for each victim (per incident) for Crimes Against Persons and the number of unique offense types (per incident) for Crimes Against Property and Crimes Against Society. For burglary and motor vehicle theft, offense counts are based on the number of premises entered and the number of vehicles stolen, respectively.



Offense Comparison - Luxemburg PD

Jan 2017 - Dec 2020

Group A Offense Comparison for Luxemburg PD

Jan 2017 - Dec 2020

<u>Offense</u>	<u>2017</u>	<u>2018</u>	<u>2019</u>	<u>2020</u>	<u>Average (2017-2020)</u>
Murder & Non-Negligent Manslaughter	0	0	0	0	0.00
Negligent Manslaughter	0	0	0	0	0.00
Rape	0	0	2	0	0.50
Sodomy	0	0	0	0	0.00
Sexual Assault w/Object	0	0	0	0	0.00
Fondling	0	2	2	0	1.00
Incest	0	0	0	0	0.00
Statutory Rape	0	0	2	0	0.50
Aggravated Assault	0	0	0	0	0.00
Simple Assault	7	4	5	1	4.25
Intimidation	0	0	0	0	0.00
Kidnapping	0	0	0	0	0.00
Human Trafficking, Commercial Sex Acts	0	0	0	0	0.00
Human Trafficking, Involuntary Servitude	0	0	0	0	0.00
Robbery	0	0	1	0	0.25
Burglary	1	0	0	2	0.75
Theft - Pocket-Picking	0	0	0	0	0.00
Theft - Purse Snatching	0	0	0	0	0.00
Theft - Shoplifting	0	0	0	1	0.25
Theft From Building	0	0	0	0	0.00
Theft From Coin-Op. Machine	0	0	0	0	0.00
Theft From Motor Vehicle	0	0	0	2	0.50
Theft of Motor Vehicle Parts	0	0	0	0	0.00
Theft - All Other Larceny	12	8	9	14	10.75
Motor Vehicle Theft	1	0	2	0	0.75
Stolen Property Offenses	0	0	0	0	0.00
Arson	0	0	0	1	0.25
Counterfeiting/Forgery	0	1	2	0	0.75
Fraud - False Pretenses	0	2	0	0	0.50
Fraud - Credit Card/ATM	2	4	0	2	2.00
Fraud - Impersonation	0	0	0	0	0.00
Fraud - Welfare	0	0	0	0	0.00
Fraud - Wire	0	0	0	0	0.00
Fraud - Identity Theft	0	0	0	0	0.00



Offense Comparison - Luxemburg PD Jan 2017 - Dec 2020

Fraud - Hacking/Computer Invasion	0	0	0	0	0.00
Embezzlement	0	0	0	0	0.00
Blackmail	0	0	0	0	0.00
Bribery	0	0	0	0	0.00
Destruction/Vandalism	2	5	3	2	3.00
Weapon Law Violations	0	0	0	0	0.00
Prostitution	0	0	0	0	0.00
Prostitution - Assisting	0	0	0	0	0.00
Prostitution - Purchasing	0	0	0	0	0.00
Drug/Narcotics Violations	2	0	0	0	0.50
Drug Equipment Violations	1	2	1	1	1.25
Gambling - Betting	0	0	0	0	0.00
Gambling - Operating	0	0	0	0	0.00
Gambling - Equipment Violations	0	0	0	0	0.00
Gambling - Sports Tampering	0	0	0	0	0.00
Pornography	0	0	0	0	0.00
Animal Cruelty	0	0	0	0	0.00



Arrest Comparison - Luxemburg PD

Jan 2017 - Dec 2020

Group A Arrest Comparison for Luxemburg PD

Jan 2017 - Dec 2020

<u>Offense</u>	<u>2017</u>	<u>2018</u>	<u>2019</u>	<u>2020</u>	<u>Average (2017-2020)</u>
Murder & Non-Negligent Manslaughter	0	0	0	0	0.00
Negligent Manslaughter	0	0	0	0	0.00
Rape	0	0	1	0	0.25
Sodomy	0	0	0	0	0.00
Sexual Assault w/Object	0	0	0	0	0.00
Fondling	0	0	0	0	0.00
Incest	0	0	0	0	0.00
Statutory Rape	0	0	2	0	0.50
Aggravated Assault	0	0	0	0	0.00
Simple Assault	3	3	0	0	1.50
Intimidation	0	0	0	0	0.00
Kidnapping	0	0	0	0	0.00
Human Trafficking, Commercial Sex Acts	0	0	0	0	0.00
Human Trafficking, Involuntary Servitude	0	0	0	0	0.00
Robbery	0	0	1	0	0.25
Burglary	0	0	0	0	0.00
Theft - Pocket-Picking	0	0	0	0	0.00
Theft - Purse Snatching	0	0	0	0	0.00
Theft - Shoplifting	0	0	0	0	0.00
Theft From Building	0	0	0	0	0.00
Theft From Coin-Op. Machine	0	0	0	0	0.00
Theft From Motor Vehicle	0	0	0	0	0.00
Theft of Motor Vehicle Parts	0	0	0	0	0.00
Theft - All Other Larceny	1	0	0	3	1.00
Motor Vehicle Theft	0	0	0	0	0.00
Stolen Property Offenses	0	0	0	0	0.00
Arson	0	0	0	0	0.00
Counterfeiting/Forgery	0	0	0	0	0.00
Fraud - False Pretenses	0	0	0	0	0.00
Fraud - Credit Card/ATM	0	1	3	0	1.00
Fraud - Impersonation	0	0	0	0	0.00
Fraud - Welfare	0	0	0	0	0.00
Fraud - Wire	0	0	0	0	0.00
Fraud - Identity Theft	0	0	0	0	0.00



Arrest Comparison - Luxemburg PD Jan 2017 - Dec 2020

Fraud - Hacking/Computer Invasion	0	0	0	0	0.00
Embezzlement	0	0	0	0	0.00
Blackmail	0	0	0	0	0.00
Bribery	0	0	0	0	0.00
Destruction/Vandalism	0	1	0	0	0.25
Weapon Law Violations	0	0	0	0	0.00
Prostitution	0	0	0	0	0.00
Prostitution - Assisting	0	0	0	0	0.00
Prostitution - Purchasing	0	0	0	0	0.00
Drug/Narcotics Violations	0	0	0	0	0.00
Drug Equipment Violations	0	0	0	1	0.25
Gambling - Betting	0	0	0	0	0.00
Gambling - Operating	0	0	0	0	0.00
Gambling - Equipment Violations	0	0	0	0	0.00
Gambling - Sports Tampering	0	0	0	0	0.00
Pornography	0	0	0	0	0.00
Animal Cruelty	0	0	0	0	0.00



Arrest Comparison - Luxemburg PD

Jan 2017 - Dec 2020

Group B Arrest Comparison for Luxemburg PD

<u>Offense</u>	<u>2017</u>	<u>2018</u>	<u>2019</u>	<u>2020</u>	<u>Average (2017-2020)</u>
Bad Checks	7	5	1	2	3.75
Curfew/Loitering/Vagrancy	0	0	0	0	0.00
Disorderly Conduct	4	5	7	1	4.25
Driving Under the Influence	6	3	2	3	3.50
Family Offenses, Nonviolent	0	0	0	0	0.00
Liquor Law Violation	0	1	0	0	0.25
Peeping Tom	0	0	0	0	0.00
Trespass of Real Property	0	0	0	0	0.00
All Other Offenses	8	6	15	9	9.50



Clearance Comparison - Luxemburg PD
Jan 2017 - Dec 2020

Group A Clearance Comparison for Luxemburg PD

Jan 2017 - Dec 2020

<u>Offense</u>	<u>2017</u>	<u>2018</u>	<u>2019</u>	<u>2020</u>	<u>Average (2017-2020)</u>
Murder & Non-Negligent Manslaughter	N/C	N/C	N/C	N/C	0.00%
Negligent Manslaughter	N/C	N/C	N/C	N/C	0.00%
Rape	N/C	N/C	100%	N/C	100.00%
Sodomy	N/C	N/C	N/C	N/C	0.00%
Sexual Assault w/Object	N/C	N/C	N/C	N/C	0.00%
Fondling	N/C	0%	0%	N/C	0.00%
Incest	N/C	N/C	N/C	N/C	0.00%
Statutory Rape	N/C	N/C	100%	N/C	100.00%
Aggravated Assault	N/C	N/C	N/C	N/C	0.00%
Simple Assault	71%	50%	20%	0%	47.06%
Intimidation	N/C	N/C	N/C	N/C	0.00%
Kidnapping	N/C	N/C	N/C	N/C	0.00%
Human Trafficking, Commercial Sex Acts	N/C	N/C	N/C	N/C	0.00%
Human Trafficking, Involuntary Servitude	N/C	N/C	N/C	N/C	0.00%
Robbery	N/C	N/C	100%	N/C	100.00%
Burglary	0%	N/C	N/C	0%	0.00%
Theft - Pocket-Picking	N/C	N/C	N/C	N/C	0.00%
Theft - Purse Snatching	N/C	N/C	N/C	N/C	0.00%
Theft - Shoplifting	N/C	N/C	N/C	0%	0.00%
Theft From Building	N/C	N/C	N/C	N/C	0.00%
Theft From Coin-Op. Machine	N/C	N/C	N/C	N/C	0.00%
Theft From Motor Vehicle	N/C	N/C	N/C	100%	100.00%
Theft of Motor Vehicle Parts	N/C	N/C	N/C	N/C	0.00%
Theft - All Other Larceny	8%	12%	22%	14%	13.95%
Motor Vehicle Theft	0%	N/C	100%	N/C	66.67%
Stolen Property Offenses	N/C	N/C	N/C	N/C	0.00%
Arson	N/C	N/C	N/C	0%	0.00%
Counterfeiting/Forgery	N/C	0%	50%	N/C	33.33%
Fraud - False Pretenses	N/C	0%	N/C	N/C	0.00%
Fraud - Credit Card/ATM	50%	25%	N/C	0%	25.00%
Fraud - Impersonation	N/C	N/C	N/C	N/C	0.00%
Fraud - Welfare	N/C	N/C	N/C	N/C	0.00%
Fraud - Wire	N/C	N/C	N/C	N/C	0.00%
Fraud - Identity Theft	N/C	N/C	N/C	N/C	0.00%



Clearance Comparison - Luxemburg PD Jan 2017 - Dec 2020

Fraud - Hacking/Computer Invasion	N/C	N/C	N/C	N/C	0.00%
Embezzlement	N/C	N/C	N/C	N/C	0.00%
Blackmail	N/C	N/C	N/C	N/C	0.00%
Bribery	N/C	N/C	N/C	N/C	0.00%
Destruction/Vandalism	0%	40%	0%	0%	16.67%
Weapon Law Violations	N/C	N/C	N/C	N/C	0.00%
Prostitution	N/C	N/C	N/C	N/C	0.00%
Prostitution - Assisting	N/C	N/C	N/C	N/C	0.00%
Prostitution - Purchasing	N/C	N/C	N/C	N/C	0.00%
Drug/Narcotics Violations	50%	N/C	N/C	N/C	50.00%
Drug Equipment Violations	100%	0%	0%	100%	40.00%
Gambling - Betting	N/C	N/C	N/C	N/C	0.00%
Gambling - Operating	N/C	N/C	N/C	N/C	0.00%
Gambling - Equipment Violations	N/C	N/C	N/C	N/C	0.00%
Gambling - Sports Tampering	N/C	N/C	N/C	N/C	0.00%
Pornography	N/C	N/C	N/C	N/C	0.00%
Animal Cruelty	N/C	N/C	N/C	N/C	0.00%

County-wide Offenses by Agency Comparison

2020

Offenses by Agency Table - hover over any number in the table to see how many months of data were submitted

County	Agency Name	Homicide	Rape - revised 20..	Robbery	Aggravated Assault	Burglary	Larceny Theft	Motor Vehicle Th..	Arson	Simple Assault
Kewaunee	Algoma PD	0	0	0	2	1	17	0	0	4
	Kewaunee Co SO	1	5	1	9	7	29	1	0	23
	Kewaunee PD	0	0	0	1	0	28	0	0	18
	Luxemburg PD	0	0	0	0	2	17	0	1	1
	Total	1	5	1	12	10	91	1	1	46

2019

Offenses by Agency Table - hover over any number in the table to see how many months of data were submitted

County	Agency Name	Homicide	Rape - revised 20..	Robbery	Aggravated Assault	Burglary	Larceny Theft	Motor Vehicle Th..	Arson	Simple Assault
Kewaunee	Algoma PD	0	2	0	0	0	17	0	0	4
	Kewaunee Co SO	0	3	0	10	6	34	1	0	22
	Kewaunee PD	0	1	1	3	0	17	0	0	6
	Luxemburg PD	0	2	1	0	0	9	2	0	5
	Total	0	8	2	13	6	77	3	0	37

2018

Offenses by Agency Table - hover over any number in the table to see how many months of data were submitted

County	Agency Name	Homicide	Rape - revised 20..	Robbery	Aggravated Assault	Burglary	Larceny Theft	Motor Vehicle Th..	Arson	Simple Assault
Kewaunee	Algoma PD	0	1	0	0	4	19	0	0	21
	Kewaunee Co SO	0	1	1	1	4	38	7	0	32
	Kewaunee PD	0	2	0	0	0	11	1	0	10
	Luxemburg PD	0	0	0	0	0	8	0	0	4
	Total	0	4	1	1	8	76	8	0	67

2017

Offenses by Agency Table - hover over any number in the table to see how many months of data were submitted

County	Agency Name	Homicide	Rape - revised 20..	Robbery	Aggravated Assault	Burglary	Larceny Theft	Motor Vehicle Th..	Arson	Simple Assault
Kewaunee	Algoma PD	0	2	1	1	6	23	1	0	21
	Kewaunee Co SO	0	18	0	4	6	32	5	0	25
	Kewaunee PD	0	0	0	0	1	20	0	0	4
	Luxemburg PD	0	0	0	0	1	12	1	0	7
	Total	0	20	1	5	14	87	7	0	57